


The background of the entire page is a light blue gradient with a pattern of water droplets of various sizes. The droplets are most concentrated in the center and right side, creating a sense of moisture and humidity. The text is overlaid on the left side of this pattern.

Harrison

**DEHUMIDIFIER
CHILLER**



Climate to perform



Harrison



About us

Who we are

HARRISON is a brand under INNOVA TECHNO TRADE LTD and specialized in Dehumidifier & Industrial Process Chiller. INNOVA is a company that has been dealing with Air and Water quality control over 10 years in commercial and industrial sector of Bangladesh. Founded as a Piping and Ducting contracting company, INNOVA has acquired the skills and know-how over the years to successfully design and build machines with its own HARRISON brand. Now a days , HARRISON plays a vital role in the Dehumidifier and Chiller market of Bangladesh. We are able to provide you the machine with quality, reliability and hassle-free. Our technology incorporates the major design criteria considering the operation expenditure of the Dehumidifiers and Chillers.

Unlike other manufacturer and supplier, HARRISON offers maximum flexibility by providing both a standard range and customized solutions that meet the needs of the most demanding customers in a wide range of applications: from the Pharmaceuticals to Food industry, from Chemical to Transport, from Energy to Defense. This ability to customize is the trademark of HARRISON

Our Mission

HARRISON offers tailor-made technological solutions to solve humidity and chilled water issues in the industrial and commercial fields utilizing machines designed to meet any customer's requirements.

Desiccant Dehumidifier

We design and supply reliable and efficient desiccant dehumidifiers to better satisfy the requirements of our customers. Our technical expertise is focused on improving the user experience, reducing maintenance time and costs.

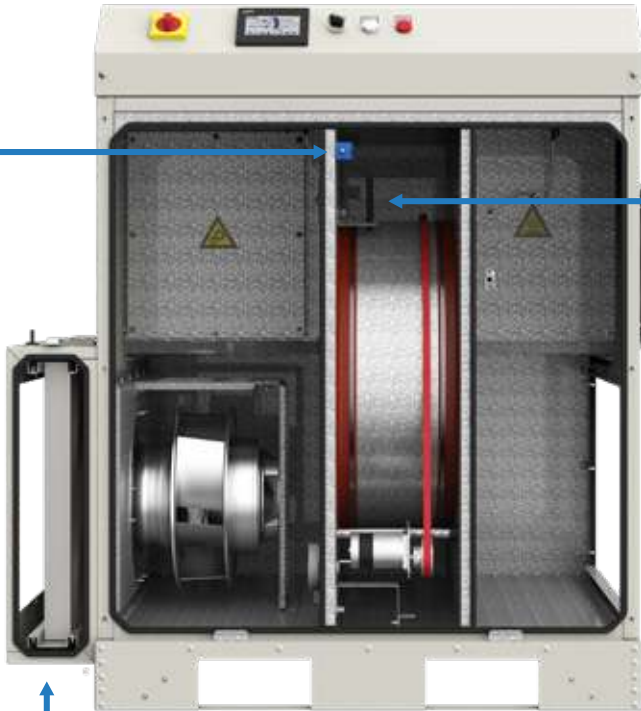
PLC with HMI touch Screen



Pressure points for measuring rotor ΔP , for both process and regeneration air-flows.



Safety cut-out by micro switch when cover removed



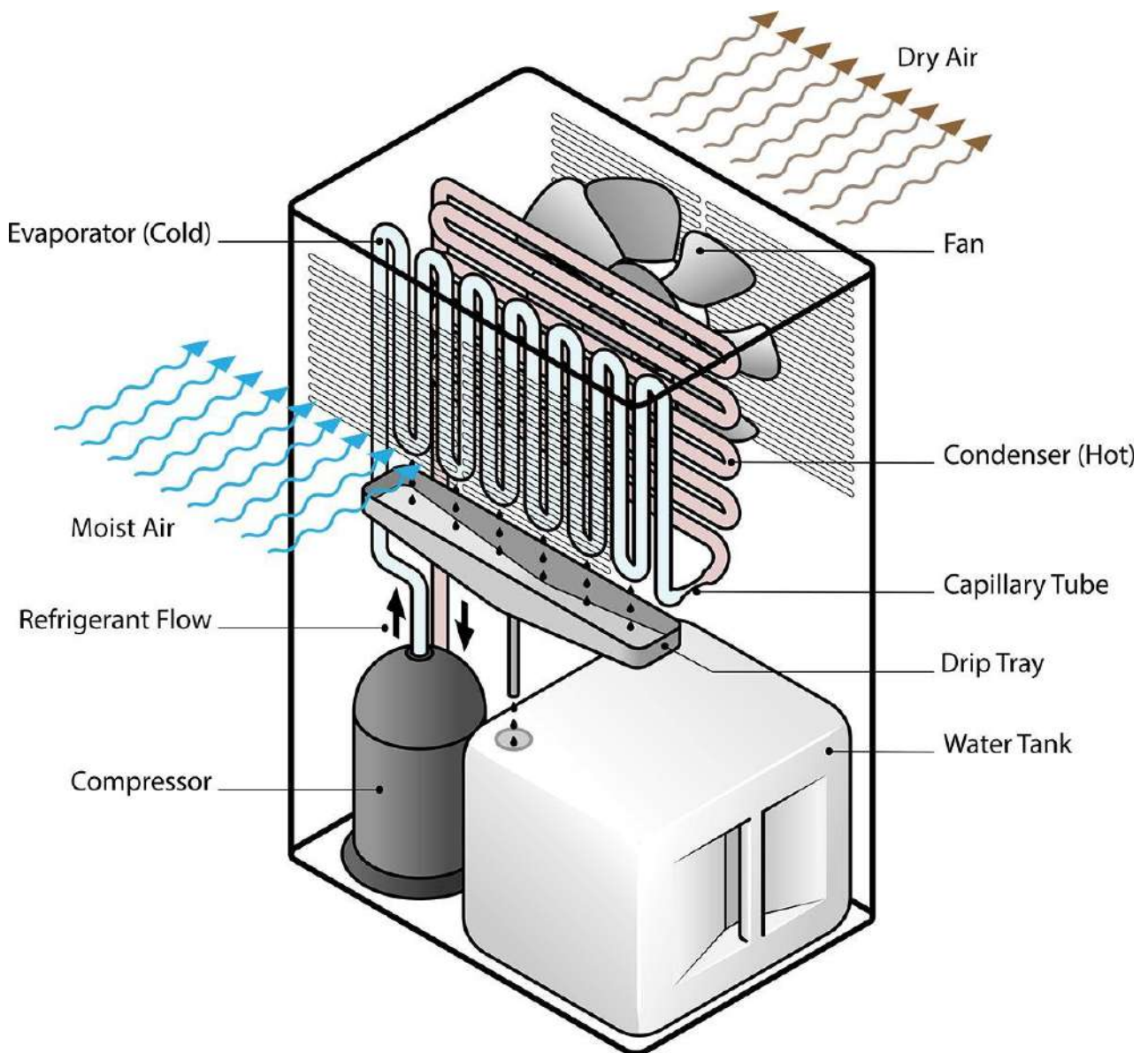
Rotor technology with standard Rotor-Stop device to detect rotation fault.

Inspection of process and regeneration filters while the machine is running.



Refrigerant Dehumidifier


We design and supply reliable and efficient refrigerant dehumidifiers to better satisfy the requirements of our customers. Our technical expertise is focused on improving the user experience, reducing maintenance time and costs.



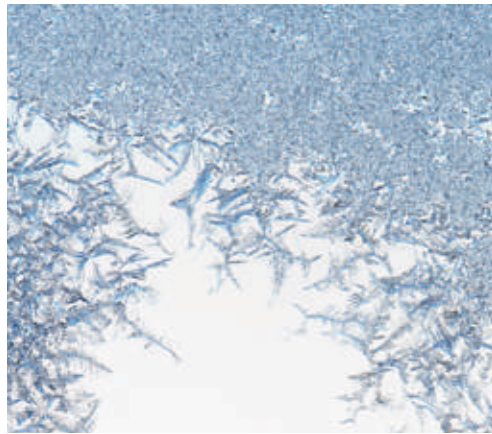
Global Solutions For Moisture Control



CORROSION



CONDENSATION



ICE



HYGROSCOPIC MATERIAL



FUNGUS AND MOULD



BACTERIA



ODOURS



HUMIDITY CONTROL

Desiccant Dehumidifier

TECHNICAL DATA

AD3000-6500 / AD7000-25000



MODEL	AD	3000	3500	4500T	4000	5000	6500T
Capacity at 20°C - 60% RH	Kg/h	23	27,3	21,1	31,7	37,2	27,1
Process air flow	m ³ /h	3000	3500	4500	4000	5000	6500
Process Static pressure	Pa	400	350	300	400	400	400
Regeneration air flow	m ³ /h	900	1100	900	1350	1600	1100
Regeneration Static pressure	Pa	200	300	300	400	350	400
Regeneration type		Electric/Steam	Electric/Steam	Electric/Steam	Electric/Steam	Electric/Steam	Electric/Steam
Power supply	Volt/Ph/Hz	400/3/50 ±5%	400/3/50 ±5%	400/3/50 ±5%	400/3/50 ±5%	400/3/50 ±5%	400/3/50 ±5%
Maximum absorbed power	KW	32,3	38,5	30,3	48,1	57,5	40,9
Maximum absorbed current	A	46,7	55,8	43,7	69,5	83,1	60,8
L x W x H	mm	1500 x 1020 x 1395	1500 x 1020 x 1395	1500 x 1020 x 1395	1895 x 1115 x 1500	1895 x 1115 x 1500	1895 x 1115 x 1500
Empty weight	Kg	350	360	360	490	530	545
Process air inlet	mm	825 x 500	825 x 500	825 x 500	800 x 520	800 x 520	800 x 520
Dry air outlet	mm	825 x 500	825 x 500	825 x 500	800 x 520	800 x 520	800 x 520
Regeneration air inlet	mm	355 x 290	355 x 290	355 x 290	415 x 350	415 x 350	415 x 350
Wet air outlet	mm	Ø 280	Ø 280	Ø 280	Ø 315	Ø 315	Ø 315

MODEL	AD	7000	9000	12000T	11000	13000	15000T	19000	25000
Capacity at 20°C - 60% RH	Kg/h	52,9	63,7	54,7	81,8	92,0	66	131,1	162,0
Process air flow	m ³ /h	7000	9000	12000	11000	13000	15000	19000	25000
Process Static pressure	Pa	400	400	400	400	400	400	400	400
Regeneration air flow	m ³ /h	2300	2700	2300	3670	4300	2700	5500	7900
Regeneration Static pressure	Pa	400	400	400	400	400	400	400	400
Regeneration type		Electric/Steam							
Power supply	Volt/Ph/Hz	400/3/50 ±5%							
Maximum absorbed power	KW	81,4	98,7	91,7	130,7	154,7	104,2	195,2	272,7
Maximum absorbed current	A	123,5	158,6	135,5	204,3	240,8	156,4	303,2	424,5
L x W x H	mm	2350 x 1350 x 1750			3050 x 1600 x 1850			3850 x 1950 x 2150	
Empty weight	Kg	680	700	1060	1350	1390	1385	1980	2150
Process air inlet	mm	1155 x 560	1155 x 560	1155 x 560	1250 x 600	1250 x 600	1250 x 600	1500 x 800	1500 x 900
Dry air outlet	mm	1155 x 560	1155 x 560	1155 x 560	1250 x 600	1250 x 600	1250 x 600	1500 x 800	1500 x 900
Regeneration air inlet	mm	560 x 460	560 x 460	560 x 460	600 x 600	600 x 600	600 x 600	800 x 800	800 x 800
Wet air outlet	mm	Ø 350	Ø 350	Ø 350	Ø 400	Ø 400	Ø 400	Ø 500	Ø 630

Refrigerant Dehumidifier



Model No.	RD-90PC	RD-120PC	RD-150PC	RD-168PC	RD-190PC	RD-240PC	RD-360PC	RD-480PC	RD-600PC
Capacity at 30°C-80% RH (L/D)	90	120	150	168	190	240	360	480	600
Power supply	220V - 50Hz - 1Ph						380V - 50Hz - 3Ph		
Rated input (W)	1650	1800	2250	2350	3100	3800	5400	7800	9800
Refrigerant	R22	R22	R22	R22	R22	R22	R22	R22	R22
Air circulation (m3/h)	1200	1450	1850	1950	2250	2700	3900	4500	5500
Noise level dB (A)	56	56	56	64	64	64	68	68	68
Operation temperature	20-38°C	20-38°C	20-38°C	20-38°C	20-38°C	20-38°C	20-38°C	20-38°C	20-38°C
Dimension H*W*D (mm)	815x660x305	815x660x305	1050x750x460	1050x750x460	1050x750x460	1050x750x460	1500x1450x460	1500x1450x460	1500x1450x460
Net weight (kg)	120	126	131	135	145	156	240	255	380

Model No.	RD-138e	RD-200e	RD-300e
Capacity at 35°C-90% RH (L/D)	138	200	300
Power supply	220V - 50Hz - 1Ph		
Rated input (W)	1650	1950	2250
Refrigerant	R22	R22	R22
Air circulation (m3/h)	1350	1750	2200
Noise level dB (A)	56	56	56
Operation temperature	20-38°C	20-38°C	20-38°C
Dimension H*W*D (mm)	815x660x305	1050x750x460	1050x750x460
Net weight (kg)	105	120	137

Harrison

CHILLER



INDUSTRIAL & COMMERCIAL CHILLER

- . AIR COOLED
- . WATER COOLED

www.harrisonch.com



■ Axial Fans


The axial fans are directly coupled to the electric motor. External rotor type with special water tight bearings that are free from servicing and incorporate thermal protection.

■ Separator

Stainless Steel compartment separators provide controlled cool, protection and separation.

■ Easy to Operate Control Panel

The advance digital display allows HARRISON's chiller operation to be easily monitored at a glance.



■ Stainless Steel Internal Water Tank

High capacity internal water tank

■ Stainless Steel Plate Heat Exchanger

- UL / CE / PED Certified
- Long life time durability
- Corrosion Resistant
- High Thermal Transfer Efficiency
- Compact
- Easy Installation
- Proven and Reliable Quality
- Flexible Flows and Temp / Monitor Option

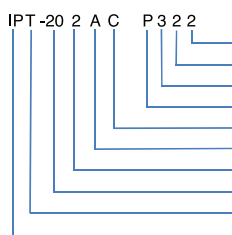
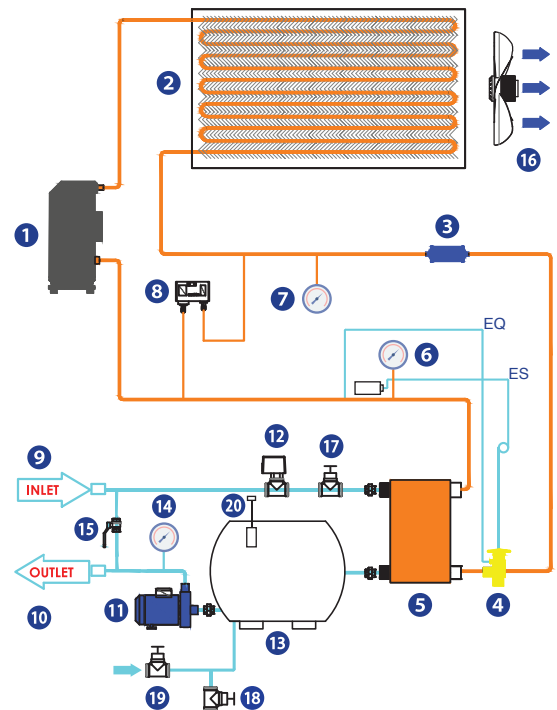
■ High Quality Scroll Compressor

Hermetic, suction gas is cooled and protected against thermal and current overloads. the compressor is mounted on anti-vibration rubber supports to ensure quiet running of the chiller.

Technical Specifications: IPT Series - Air Cooled

MODEL #		A	015	021	031	051	081	101	121	152	202	252	302	
Temperature Range		°C	Ambient Temp. +10~37 °C; Chiller Temp. +7 ~ 20 °C											
Refrigerant Capacity		Kw	5.3	7.1	10.6	17.5	26.5	35.1	45.3	52.2	73.1	89.8	105	
		Kcal	4,500	6,100	9,000	15,000	22,800	30,000	38,900	46,800	62,800	77,200	90,000	
Power Input		Kw	1.9	2.5	3.3	5.9	10.3	11	12	17	25	30	33	
Current		A	8	12	6.6	10	15	20	26	30	42	50	60	
Fan type		Axial Fan	no.	1	1	1	1	2	2	2	3	3	4	
		Air Flow Rate	m³/h	2,300	3,400	5,200	6,500	5,200x2	6,500x2	8,400x2	8,400x2	1,320x2	1,320x2	1,320x3
Dimensions		Weight	Kg	140	180	220	270	420	580	720	860	940	1,360	1,570
		Length	mm	650		800		990		990		990		
		Width	mm	830		980		1,280		1,930		2,580		
		Height	mm	1,320		1,690		2,100		2,100		2,100		
Tank Capacity		L	30	30	70	70	160	160	160	300	300	450	450	
Water Flow Rate		L/min	15	20	30	50	85	100	130	180	210	250	320	
Connect Size		inch	1/2"	1/2"	1"	1"	1-1/2"	1-1/2"	1-1/2"	2"	2"	2-1/2"	2-1/2"	
Standard Pump (2,5 bar)		HP	0.5	0.75	1	1	1.2	2	2	3	3	4	4	
Max. Operating Current		Amp.	10	16	9	13	20	26	34	39	55	65	78	
Circuit Quantity		Qty	1						2			3		
Capacity Step Control		%	0 / 100						0 / 50 / 100			0 / 33 / 66 / 100		
Power Source		50Hz	1ph / 220-230V				3 ph / 380-420V							
Compressor Type		-	Hermetic Scroll											
Condenser Type		-	Shell & Tube / Heat Exchanger Plate											
Refrigerant		-	R22 / R407c / R134 & R410 Optional											
Safety devices		-	High / Low Pressure Switch, Anti-Freeze Switch, Thermal Overload Internal Compressor Thermostat, Phase Reverse Relay, Water Flow Switch											

MODEL #		A	353	403	504	604	
Temperature Range		°C	Ambient Temp. +10~37 °C; Chiller Temp. +7 ~ 20 °C				
Cooling Capacity		kW	116	137	179	211	
		Kcal	99,760	117,820	153,940	181,460	
Power Input		kW	36	48	50	55	
Current		A	67	84	100	106	
Fan type		Axial Fan	Qty	5	5	4	4
		Air Flow Rate	m³/h	1,320x3	1,320x3	1,320x4	1,320x6
Dimensions		Weight	Kg	1,860	2,000	2,400	2,600
		Length	mm	990		2,000	2,000
		Width	mm	3,300		2,140	2,140
		Height	mm	2,150		2,500	2,500
Tank Capacity		L	450	450	600	600	
Water Flow Rate		L/min	360	420	510	650	
Connect Size		inch	3"	3"	3"	3"	
Standard Pump (2,5 bar)		HP	4	5.5	5.5	7.5	
Max. Operating Current		Amp.	87	109	130	138	
Circuit Quantity		Qty	3		4		
Capacity Step Control		%	0 / 33 / 66 / 100		0 / 25 / 50 / 75 / 100		
Power Source		50Hz	3 ph / 380-420V				
Compressor Type		-	Hermetic Scroll				
Refrigerant		-	R22 / (Option) R134a / R407c				



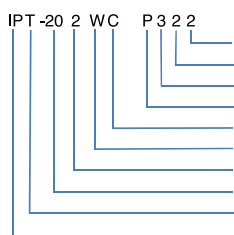
Pump hp 0=no pump 0.5 / 0.75 / 1 / 1.2 / 1.5 / 2 / 2.5 / 3 / ...
 Refrigerant 2=R22 / 3=R134a / 4=R407c
 Power source 1=1ph / 230v / 3=3ph380-420v
 Chiller Type P=Plate / S=shell and tube / T=tube
 Water Tank Type C=close / O=open
 Air Cooled Chiller series
 Circuit Quantity 1 / 2 / 3 / 4
 Cooling Capacity Tons
 Type T=Water supply / E=Water absorption
 IP=Built-in water tank

- 1 Compressor
- 2 Condenser
- 3 Filter Drier
- 4 Thermo Expansion Valve
- 5 Evaporator Plate
- 6 Low Pressure Gauge
- 7 High Pressure Gauge
- 8 High / Low Pressure Switch
- 9 Chiller Water Inlet
- 10 Chiller Water Outlet
- 11 Water Pump
- 12 Flow Switch
- 13 Water Tank
- 14 Water Pressure Gauge
- 15 By Pass Valve
- 16 Fan Motors
- 17 Air Purge Valve
- 18 Discharge Valve
- 19 Water Load Change
- 20 Level Regulator

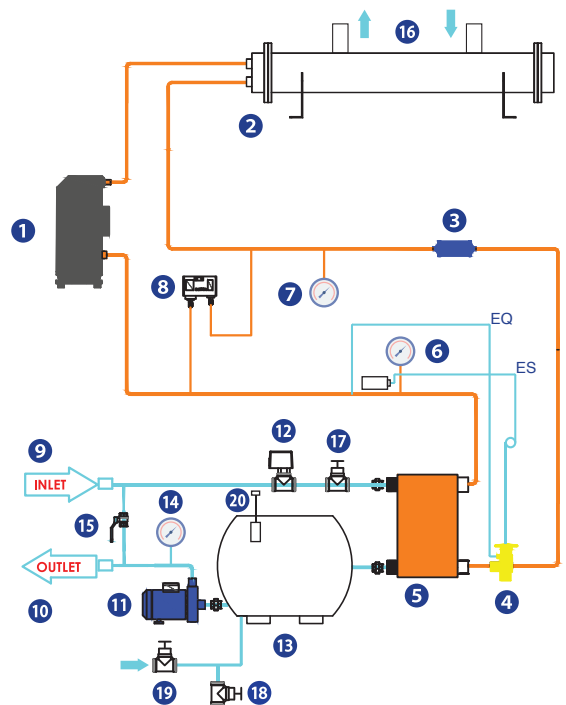
Technical Specifications: IPT Series - Water Cooled

MODEL #	W	031	051	081	101	121	151	202	252	302	353	403	
Temperature Range	°C	Ambient Temp. +10~37 °C; Chiller Temp. +7 ~ 20 °C											
Cooling Capacity	kW	11	19	27	35	42	50	70	85	102	127	139	
	Kcal	9,460	16,340	23,220	30,100	36,120	43,000	60,200	73,100	87,720	109,220	119,540	
Power Input	kW	3.1	4.3	5	7	8	11	14	15	22	21	24	
Current	Amp.	4.6	7.8	11	15	18	23	27	28	46	40	49	
Water Cooled	Connect	inch	1"	1"	2"	2"	2"	2"	2"	2"	2-1/2"	2-1/2"	
	Water Flow	L/mim	50	65	110	150	170	220	280	330	400	480	
Dimensions	Weight	Kg	185	225	460	530	570	610	740	860	950	1,125	1,300
	Length	mm	760			990			990			990	
	Width	mm	740			1,280			1,930			2,580	
	Hight	mm	980			1,400			1,400			1,400	
Tank Capacity	L	70	70	160	160	160	300	300	300	300	450	450	
Water Flow	L/min	30	50	85	100	130	180	210	250	320	360	420	
Connect Size	Inch	1"	1"	1-1/2"	1-1/2"	1-1/2"	2"	2"	2-1/2"	2-1/2"	3"	3"	
Standard Pump (2,5 bar)	HP	0.75	1	1.2	2	2	3	3	4	4	4	5.5	
Max. Operating Current	Amp.	6	10	14	20	23	30	35	36	60	52	64	
Circuit Quantity	Qty	1				1 (2)				3			
Capacity Step Control	%	0 / 100				0 / 100 (0 / 50 / 100)				0 / 33 / 66 / 100			
Compressor Type	-	Hermetic Scroll											
Refrigerant	-	R22 / R407c / R134 & R410 Optional											
Power Source	50Hz	3 ph / 380-420V / 50Hz											
Safety devices	-	High / Low Pressure Switch, Anti-Freeze Switch, Thermal Overload Internal Compressor Thermostat, Phase Reverse Relay, Water Flow Switch											

MODEL #	W	503	603	703	803	
Temperature Range	°C					
Cooling Capacity	kW	169	211	264	285	
	Kcal	145,340	181,460	227,040	245,100	
Power Input	kW	26	36	42	48	
Current	Amp.	57	67	84	102	
Water Cooled	Connect	Inch	3"	4"	4"	4"
		L/min	600	700	800	900
Dimensions	Weight	Kg	1,500	1,750	1,980	2,230
	Length	mm	990		990	
	Width	mm	2,580		2,580	
	Hight	mm	1,650		1,650	
Tank Capacity	L	550	550	700	700	
Water Flow Rate	L/min	510	650	680	870	
Connect Size	Inch	3"	3"	4"	4"	
Standard Pump (2,5 bar)	HP	5.5	7.5	7.5	7.5	
Max. Operating Current	Amp.	74	87	109	133	
Circuit Quantity	Qty	3				
Capacity Step	%	0 / 33 / 66 / 100				
Compressor Type	-	Hermetic Scroll				
Refrigerant	-	R22 / (Option) R134a / R407c				
Power Source	50Hz	3 ph / 380-420V				



Pump hp 0=no pump / 0.5 / 0.75 / 1 / 1.2 / 1.5 / 2 / 2.5 / 3 / ...
 Refrigerant 2=R22 / 3=R134a / 4=R407c
 Power source 1=1ph/230v / 3=3ph380-420v
 Chiller Type P=Plate / S=shell and tube / T=tube
 Water Tank Type C=close / O=open
 Water Cooled W=shell and tube
 Circuit Quantity 1 / 2 / 3 / 4
 Cooling Capacity Tons
 Type T=Water supply / E=Water absorption
 IP=Built-in water tank



- 1 Compressor
- 2 Condenser
- 3 Filter Drier
- 4 Thermo Expansion Valve
- 5 Evaporator Plate
- 6 Low Pressure Gauge
- 7 High Pressure Gauge
- 8 High / Low Pressure Switch
- 9 Chiller Water Inlet
- 10 Chiller Water Outlet
- 11 Water Pump
- 12 Flow Switch
- 13 Water Tank
- 14 Water Pressure Gauge
- 15 By Pass Valve
- 16 Fan Motors
- 17 Air Purge Valve
- 18 Discharge Valve
- 19 Water Load Change
- 20 Level Regulator

Highly Efficient and Energy Saving


Running a multiple refrigerant compressor circuit allows for efficient power usage as only the required number of compressors will be working depending on the input/output required.

Easy to Operate Control Panel

The advance digital display allows HARRISON's chiller operation to be easily monitored at a glance.

High Quality Scroll Compressor

Hermetic, suction gas is cooled and protected against thermal and current overloads. the compressor is mounted on anti-vibration rubber supports to ensure quiet running of the chiller.



Condenser

High-performance water-cooled condenser that has a highly efficient output.

Shell and Tube Evaporator

HARRISON's Shell and tube evaporator has efficient and reliable heat transfer and compact structure. The refrigerant flows in the copper tube while the chilled water flows out.



FOOD



PHARMACEUTICAL




CHEMICALS



STORAGE



AUTOMOTIVE



ELECTRONICS



POWER



OIL & GAS



PUBLIC AND CIVIL BUILDINGS



RAW MATERIALS AND RECYCLABLE



DEFENSE

Harrison

HARRISON DEHUMIDIFIER
HARRISON CHILLER

House: 1334, Road: 13
Avenue: 03, Flat: A-1
Mirpur DOHS, Dhaka-1216

M: +88 01712 668354

M: +88 01752 484978

Email: sales@harrisondehumidifier.com

www.harrisondehumidifier.com